



ED PulseCheck Operational Dashboard

Easy “at-a-glance” ED performance tracking for quality, clinical, financial and operational KPI metrics

Increased traffic to the emergency department (ED) combined with more stringent regulatory requirements and lowered reimbursement continues to put pressure on ED clinicians and ED management to do more with less. It is therefore critical that clinicians and management define and track specific quality, clinical and operational key performance metrics by which the ED will be compared, measured and compensated in order to easily identify trends and improve performance.

Provide continuous quality improvements reporting in the ED

Now offered as part of ED PulseCheck®, the ED Operational Dashboards help providers and hospital management track ED performance and achieve their goals. Traditionally users extracted data from plug-in reports in Excel, and built a graphic rendering of the data. ED PulseCheck Operational Dashboards provide a visually appealing at-a-glance view of performance against key metrics for recent time periods and enable quick identification of performance outliers and tracking of trends.

ED PulseCheck Clinical Solutions standard dashboards feature reports for operational efficiency, financial health, clinical quality, throughput and regulatory compliance – important indicators for every ED. Extraction of new content specific to your ED’s needs can be easily implemented, and dashboard formats can be customized to accommodate how an organization’s content is historically presented.

Hard copies are created by print to PDF and can be sent as an email attachment or via a link to other stakeholders enabling the sharing and tracking of ED performance with other departments or hospital management with minimal effort.

Easy to view and track ED performance

ED PulseCheck Operational Dashboards provide a consolidated view of ED department, now available to clinicians, departmental management and hospital leadership. Using standardized packages and optional customized packages, the easy-to-read dashboards enable users to quickly scan the data they require to track ED performance in near real-time.

Key features

Easy to view and track ED performance

Standardized and customizable set of metrics and formats

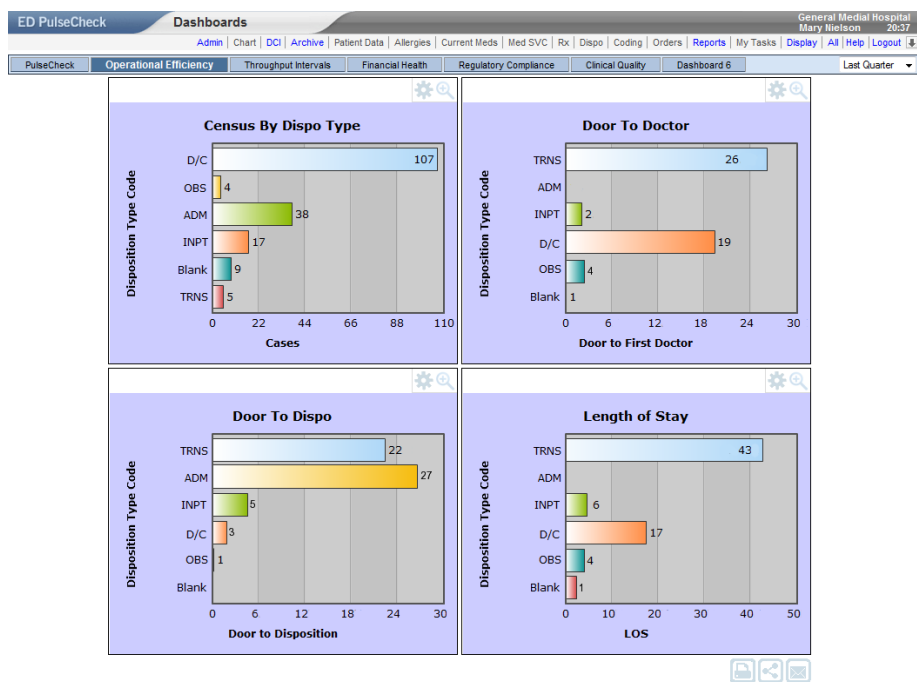
Customizable benchmarks to measure against

Automated export of information at specific intervals

Historical snapshots of dashboards to identify trends

Plug-in report management for easy report generation

Easy sharing of reports via print, email and Pulsemail or login



ED PulseCheck Operational Dashboards provide a visually appealing at-a-glance view of ED performance against key metrics for specific intervals.

Standardized and customizable set of metrics, formats, and benchmarks

ED or hospital leadership is able to define meaningful use, operational efficiency, financial or quality metrics on which the ED will be compared, measured and potentially reimbursed. These metrics will be measured regularly in a clear and readable view on the dashboard, presented in a format that specifically relates either to the performance metrics or the preference of the viewers.

Customizable benchmarks to measure against

Appearance of reports displayed on the dashboards can be designed by individual users or hospital management. Key data points can be tracked in whatever format users desire; data can be depicted as a pie chart, a bar graph or some other form. Favorite colors can be chosen. The results can often enhance the readability of reports without taking a disproportionate amount of time, making the presentation of data much easier for ED leaders to examine.

Configurable reporting intervals

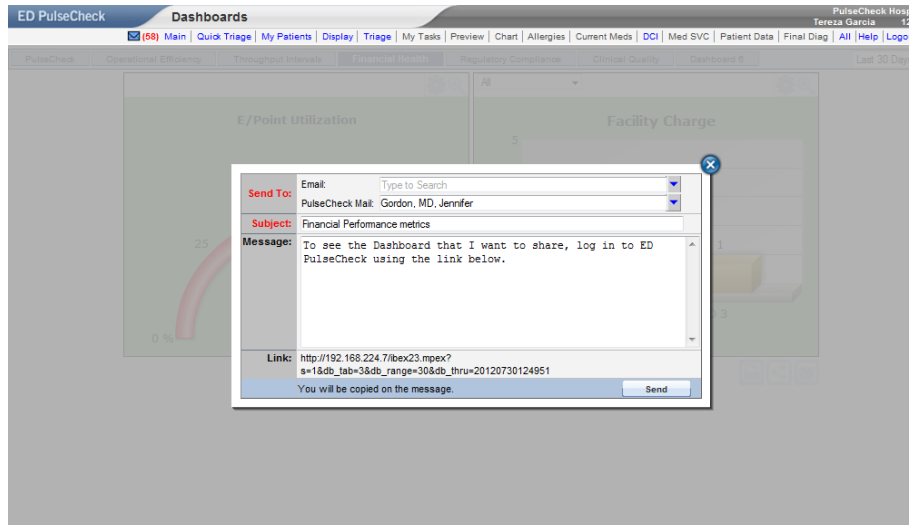
Reports can be preset and configured for specific time ranges so that when users access the dashboards it automatically retrieves data for the specific time range they have configured. Different people can have different views and different time intervals. A CEO can see one set of reports and the CMIO can see another, created on dashboards customized for each user. Access to specific dashboard reports can also be controlled by ED management or hospital leaders.

Historical snapshots of dashboards to track trend

The ability to keep a “history” of snapshots of dashboards allows administrators to track trends more easily and create reports demonstrating improved operational efficiency, financial health, clinical quality, throughput and regulatory compliance. The system is designed to track primarily to pre-determined goals and show how ED performance is progressing with respect to those goals. For users who need very specific or unique reports, ED PulseCheck Clinical Solutions offers optional customization services.

Easy sharing of reports via print, email, Pulsemail or login

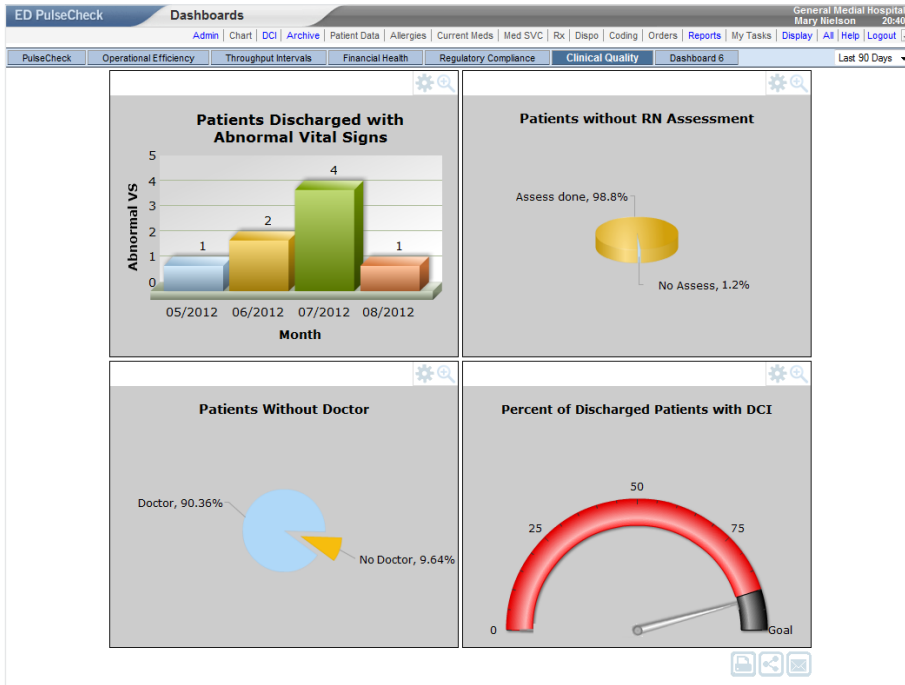
Report sharing is flexible. Hard copies are created by print to PDF, while emails can be sent with PDF attachments. Authorized persons can also login and retrieve specific reports. ED leadership can easily and quickly share reports directly with the hospital executives in a variety of formats.



Quickly and easily share reports with hospital executives via email, PDF attachments or print format.

Stakeholders	Benefits
ED Physicians	<ul style="list-style-type: none"> • Set targets and establish goals for where they want to be as an ED • Define and track quality, clinical and operational key performance metrics • Obtain a consolidated view of ED performance • Identify trends and possible problem areas within the ED • Track 30-day returns to individual physicians
ED Directors	<ul style="list-style-type: none"> • Set targets and establish clear clinical performance goals pertaining to patient documentation and treatment protocols • Easily track trends and identify problem areas within the department • Easily share reports with senior management • Facilitate communication and transparency in decision making through comprehensive documentation and provision of KPI measures and benchmarking data • Identify ED performance bottlenecks
CIO/CMIO/C-Level	<ul style="list-style-type: none"> • Receive reports in preferred mode • Gain comprehensive overview of ED performance • Track ED performance trends

ED PulseCheck Operational Dashboard



Set clinical performance goals and track and measure ED performance against predetermined targets.

ED PulseCheck Operational Dashboards help enable users at all levels to set targets and establish goals for where they want to be as an ED, hospital, or health system. Users are then able to track and measure ED performance against those predefined targets and goals. For details on how your ED can leverage the dashboards and drive new standards of performance in your ED, contact us today.